

AIRCUT™ 15C

PLASMA CUTTING SYSTEM WITH
BUILT-IN AIR COMPRESSOR



25% More Power
50% Less Weight

Ready to Cut Right Out of the Box.
No Compressor Needed
JUST PLUG IT IN!

- Internal Air Compressor
- Easy to Use
- Lightweight
- Faster Cut Speeds
- 1/8" (3mm) Cut Capacity



AIRCUT™ 15C

Portable Plasma Cutting System with Built-In Air Compressor

Internal Air Compressor - This unit comes standard with a built-in air compressor.

Lightweight - Weighs only 29 lbs. (13.2kg), almost 50% lighter than the competition.

Superior Cutting Capacity - 1/8" (3mm) Recommended Cut, 3/16" (5mm) maximum capability.

Easy to Use - 120V, 15 Amp plug standard. Plug it in anywhere!

Faster Cut Speeds - 25% more cutting power provides 25% faster cut speeds than the competition.

PERFORMANCE

- Cut Capacity - 1/8" (3mm) Recommended Cut
- Output Current - 15 Amps Fixed

DIMENSIONS

- 6.5" W x 9.5" H x 18" L (165 x 241 x 457 mm)

WEIGHT

- 29 lbs. (13.2 kg)

SHIP WEIGHT

- 38 lbs. (17.2 kg) (includes Unit, Power Cable, Torch and Leads)

INPUT POWER

- 120V (± 10%), Single Phase, 60Hz., 15 Amps

DUTY CYCLE

- 35% @ 15A

CABLES

- Work Cable - 19.5 ft. (5.9m)
- Input Cable - 8.5 ft. (2.6m)

SPECIFICATIONS

- Gas Type - Air from Built-In Air Compressor
- Pilot - CD Start
- Control - Hand Torch Switch

TORCH


- PCH-10

TORCH CONFIGURATION


- Hand 70°, 20' (6.1m) Leads

WARRANTY

- Limited Warranty, 1 yr. Power Supply, 180 Days Torch



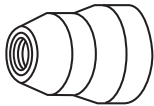
Cut Speed Comparison
1/8" (3mm)



VICTOR
THERMAL DYNAMICS®

Ordering Information

Description	Part No.
SYSTEM	
70° Torch / 20' (6.1m) Leads, 120V 60Hz	1-1110-1
REPLACEMENT TORCH AND LEADS PACKAGES	
PCH-10 70° Torch / 20' (6.1m) Leads	2-1020
ACCESSORIES	
Cutting Guide Kit	7-8910
20 ft. (6.1m) Leather Leads Cover	9-1260
TORCH CONSUMABLES	



Shield Cup
9-6003



Tip
9-6099



Gas Distributor
9-6007



Electrode
9-6006